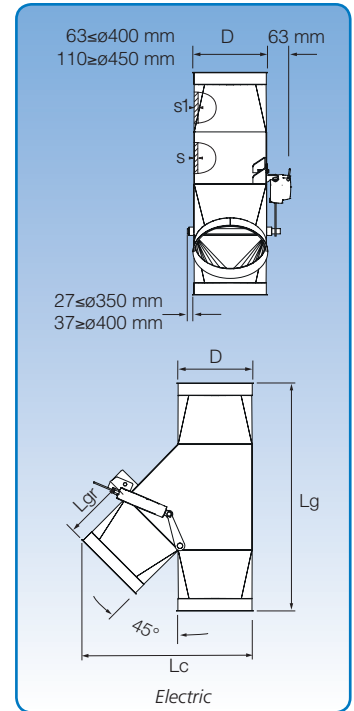
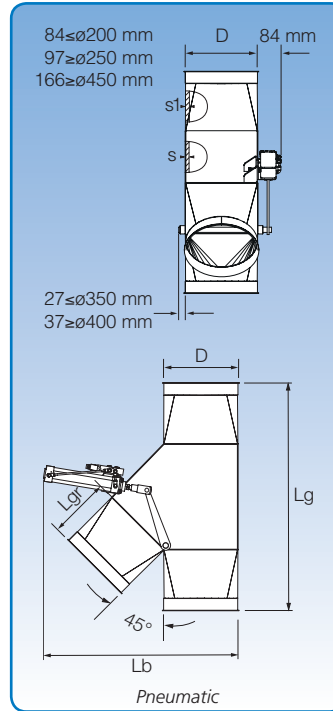
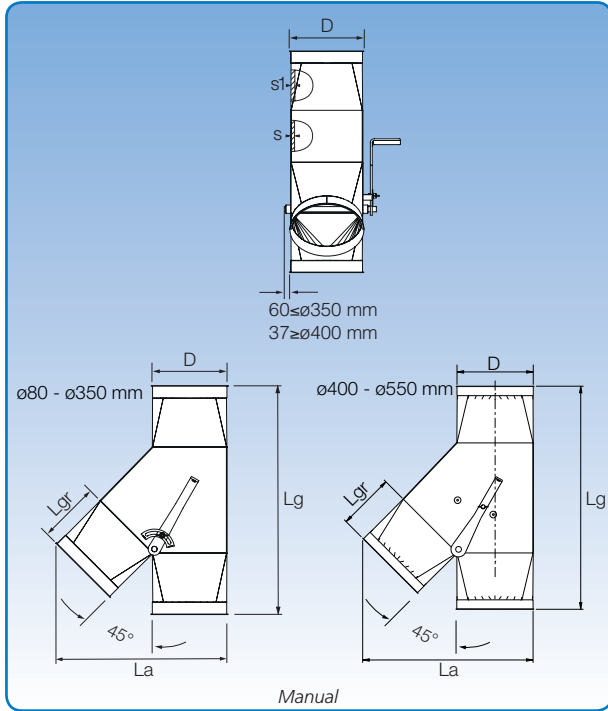


45° branch diverters, manual, pneumatic and electric



General

Diameter: ø80 - ø550 mm.
 Designed for falling and pneumatic transport.
 Available with rubber gasket on damper plate for pneumatic transport.
 Damper suspended on nylon bearings.
 Supplied as standard with left branch.

With pneumatic actuator

The damper is turned by a pneumatic cylinder controlled by an electrically-operated valve.
 Solenoid valve: monostable 5/2 valve with 1 x 230 V AC – 50/60 Hz electric coil or 24 V DC.
 Pneumatic pressure: 4-6 bar. Valve setting indicators are available as an optional extra.

With electric actuator

The damper is operated by an electric motor activated by a changeover switch.
 Power supply: 24 V DC with build in CS-print guarding against over-current. Switch box with damper setting indicators available as an optional extra.

Dimensions

Item no. (Man.)	Item no. (Pneu.)	Item no. (Elec.)	D mm	s mm	s1 mm	Damper plate mm	Lg mm	La mm	Lb mm	Lc mm	Lgr mm	Weight (Man.) kg	Weight (Pneu.) kg	Weight (Elec.) kg
1700016	1740063	1710063	80*	3,00	2,00	4,00	385	257	334	257		4,6	6,2	5,4
1700064	1740064	1710064	100	3,00	2,00	4,00	383	266	338	266	105	4,8	6,4	5,6
1701064	1741064	1711064	120*	3,00	2,00	4,00	422	305	395	305	110	6,4	8,1	7,1
1702064	1742064	1712064	125	3,00	2,00	4,00	422	312	395	312	110	6,6	8,1	7,4
1702164	1742964	1712964	140*	3,00	2,00	5,00	514	367	524	367	145	8,9	11,3	9,7
1703064	1743064	1713064	150	3,00	2,00	5,00	508	371	527	371	145	9,0	11,4	9,8
1704064	1744064	1714064	160	3,00	2,00	5,00	514	383	527	383	145	9,3	11,6	10,0
1705064	1745064	1715064	180*	3,00	2,00	5,00	583	441	656	441	145	16,3	18,8	17,0
1706064	1746064	1716064	200	3,00	2,00	5,00	583	459	663	459	145	16,6	19,0	17,4
1707064	1747064	1717064	250	3,00	2,00	6,00	864	610	710	610	250	27,3	30,9	28,0
1708064	1747364	1717364	300	4,00	3,00	6,00	934	693	794	653	250	35,9	39,2	36,7
1708564	1747564	1717564	315*	4,00	3,00	6,00	1018	751	884	751	250	47,6	50,7	48,4
1709064	1747664	1717664	350	4,00	3,00	6,00	1018	782	884	782	250	48,3	51,3	49,0
1709264	1747964	1717964	400	4,00	3,00	6,00	1180	898	961	898	295	65,3	67,0	67,9
1709364	1748064	1718064	450	4,00	3,00	6,00	1234	983	985	983	295	89,5	93,7	91,7
1709464	1748364	1718364	500	4,00	3,00	6,00	1325	1067	1070	1067	295	113,0	116,7	115,2
1709564	1748664	1718664	550	4,00	3,00	6,00	1397	1152	1155	1152	345	131,3	134,8	133,5

The item numbers stated are for branch diverters assembled using pull rings (f.b).

Branch diverters are also available for other assembly methods. See p. 7 for assembly methods.

* Diverter delivered with rubber gasket Lg+50 mm extra.